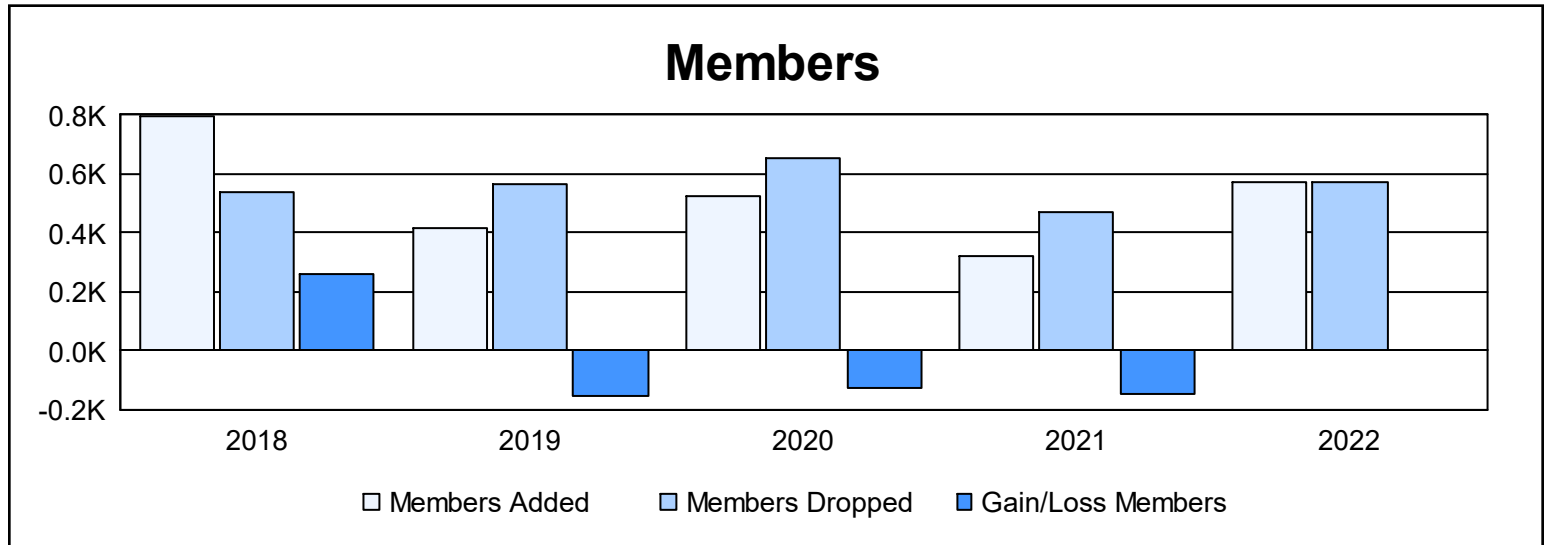
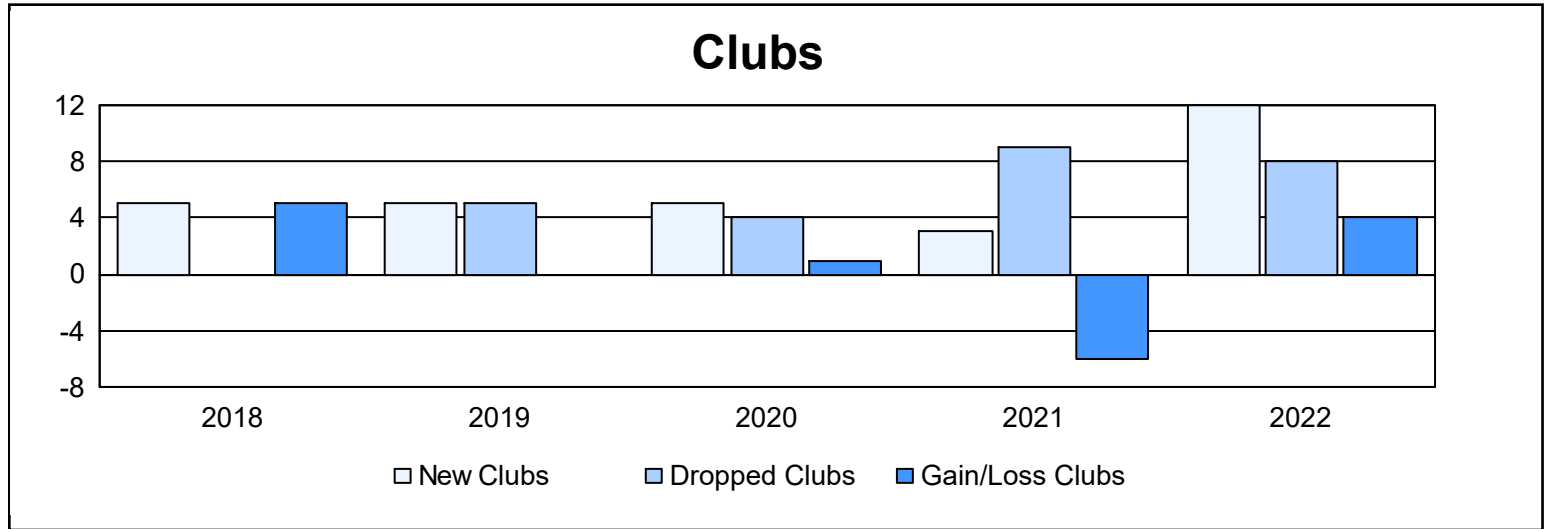
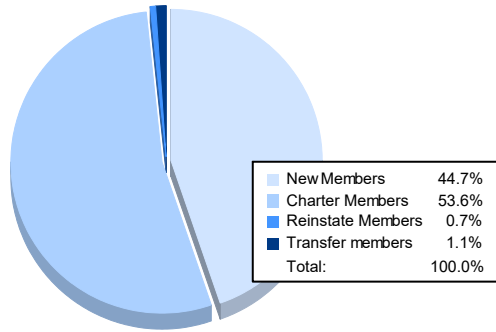


Year	New Clubs	Dropped Clubs	Gain/ Loss Clubs	New Members	Charter Members	Reinstate Members	Transfer Members	Total Member Added	Total Members Dropped	Gain/ Loss Members
2017-2018	5	0	5	572	207	16	0	795	538	257
2018-2019	5	5	0	272	121	20	2	415	567	-152
2019-2020	5	4	1	331	133	34	24	522	651	-129
2020-2021	3	9	-6	237	68	11	4	320	469	-149
2021-2022	12	8	4	255	306	4	6	571	569	2
<b>Average</b>	<b>6</b>	<b>5</b>	<b>1</b>	<b>333</b>	<b>167</b>	<b>17</b>	<b>7</b>	<b>525</b>	<b>559</b>	<b>-34</b>



### Membership Composition June 2022 Cumulative



### Gender Composition June 2022 Cumulative

